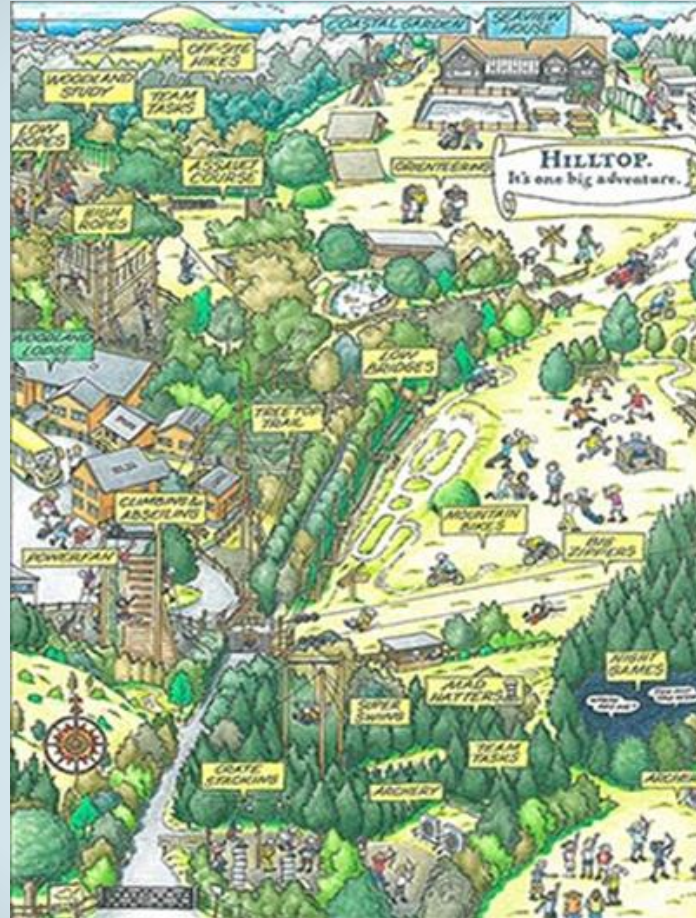


HILLTOP

YEAR 6 RESIDENTIAL TRIP 2025



www.hilltopoutdoorcentre.co.uk/

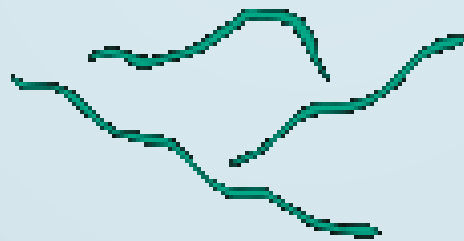
What is Hilltop?



- Hilltop Outdoor Centre
- Two centres within 26 acres of private woodland, surrounded by 200 acres of public woodland.
- Overlooks Sheringham.

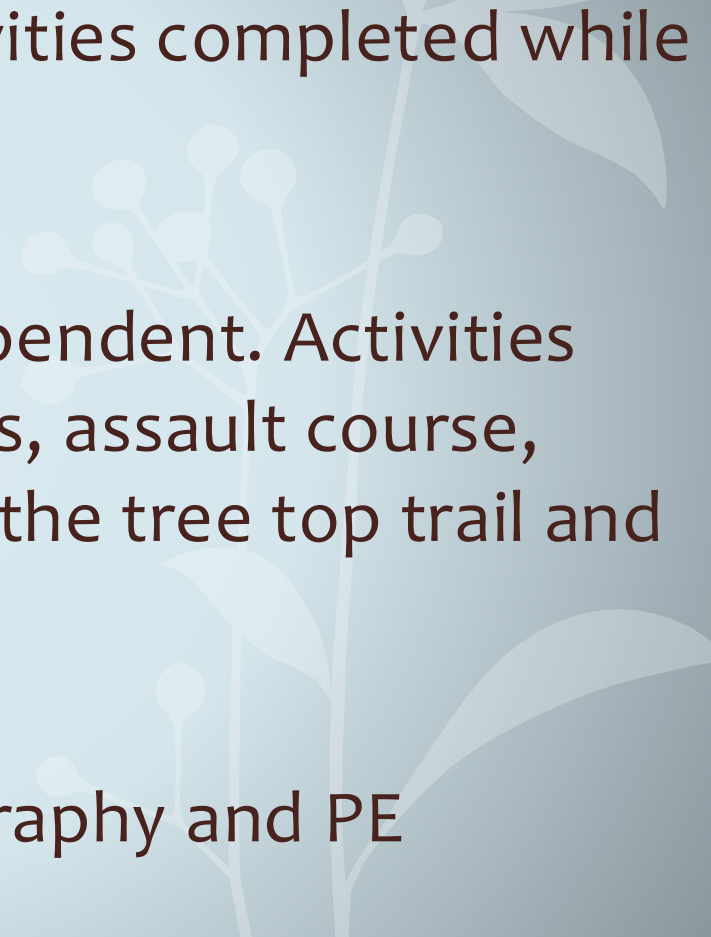
Why are we taking children to Hilltop?

- It's an extension of our school-based curriculum, which includes Geography and PE.
- It's an ideal way of meeting the objectives of these aspects of the curriculum in a real-life, fun and practical way.
- It's an ideal opportunity for the children to develop a sense of independence and responsibility.
- 'Living with others' is a valuable life skill!



HILLTOP

What will we do there?

- There will be a selection of activities completed while we are at Hilltop.
 - The final list will be weather dependent. Activities we're considering are: low ropes, assault course, archery, big zipper, team tasks, the tree top trail and a Coastal trip.
 - All activities feed into our Geography and PE curriculum.
- 

Trip Details

Wednesday 19th March – Friday 21st March 2025

Year 6

Anticipated staff:

Mr Emmens

Miss MacTavish

And 1 other member of staff to be confirmed!

Discovery and Field Studies

- **Geography/Science**


Linked to studies on the classification of vertebrates and invertebrates, the children may have had the opportunity carry out wildlife sampling in the local area through rock pooling.



Low Level Activities

Assault Course

Children wind their way around the woodland as they tackle a variety of obstacles including log walls, water swings and tunnels. This is all done as part of a team.



Curious Team Challenges

A variety of problems filled with intrigue and mystery set around the grounds solved by working together as a team and thinking outside the box.



Archery

Fully instructed and supervised by trained professionals. Children will shoot at the target to see how many golds (or balloons!) they can hit.



High Level Activities

The Big Zippers

An adrenaline rush on one of the two 120m zip wires from the top of Hilltop's highest hill.



Tree Top Trail

Children attach themselves to safety wires under the guidance of the instructors. Gradually increasing in height, they cross a variety of bridges, walkways and obstacles up to 10m high.

High Ropes

Children are encouraged to challenge themselves on high beams, cargo nets or the totem pole!



Evening Activities

Woodland games

Exhilarating games in the woods, followed by a campfire!

Disco

Throw some shapes on the Hilltop dance floor, dancing to cheesy pop tunes under the disco lights.



Day 1

Morning

- Children arrive at school at normal time.
 - Meet in the hall with luggage
 - Hand in medication to a member of staff
 - Leave about 10:30am
- Arrive at Hilltop at about 11:30am.
 - Settle in, fire drill, tour.

Afternoon

- After lunch divide into groups.
- Complete first activities

- Tea and evening activities.



Day 2

After an *excellent* night's sleep!

Morning

- 2nd activity

Afternoon

- 3rd activity

Day 3

After another excellent night's sleep!

Morning

- 4th activity

Afternoon

- Lunch
- Depart 1:30pm
- Arrive at school 2:30pm(ish)
- *We will keep you updated if these timings slip!*

Evenings

- Woodland games
- Disco
- A campfire...

Free time

- Games Room – Table tennis, pool table, table-top football.
- Quiet area – Read, play board games, chat etc.
- Grounds – Football pitch, rounders area, space for letting off steam!



Food



Wednesday: dinner

Thursday: breakfast, lunch and dinner

Friday: breakfast and lunch

Hot chocolate and a biscuit before bed!

Children need to bring a packed lunch for the first day. A school packed lunch can be arranged *if* we're asked in advance.

Water Bottles

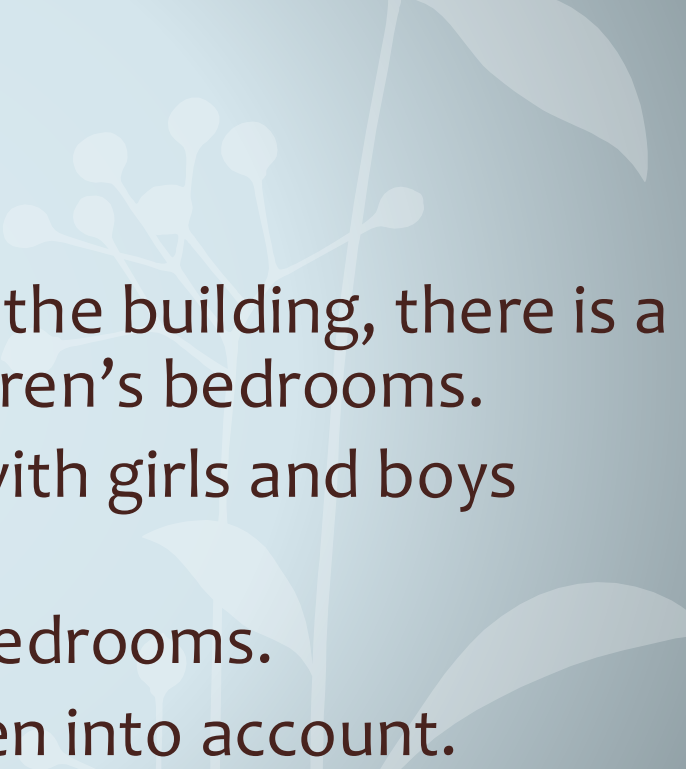
- Children **MUST** bring their own refillable water bottles to Hilltop. There is always drinking water readily available to refill from water fountains.

Accommodation



- Woodland Lodge:
- All rooms are lockable (though staff have a key for emergencies).
- Rooms in the main lodge have beds *only* – washing facilities and toilets are communal (except for staff; this is for the safety of all)
- Rooms in the external lodges have en-suite toilets and bathrooms, shared by a maximum of 4 people.

Sleeping Arrangements

- The largest bedroom has 10 beds.
 - The smallest has 2 beds.
 - The majority have 3 - 6 beds
 - Staff bedrooms are spread around the building, there is a staff bedroom close to all the children's bedrooms.
 - All bedrooms are clearly marked, with girls and boys accommodated **separately**.
 - Facilities are close to hand for all bedrooms.
 - Specific sleeping needs will be taken into account.
- 

Clothing

We will give out a kit list closer to the time - the most important thing is to bring lots of layers!

Bring a sleeping bag - pillows are provided.

Pocket Money

We have an option of running a gift shop one evening where children can buy a souvenir with most items being under £3.00.

Maximum amount children can bring is £5.00; which will be safely (with staff in a locked area) until it is required.

Individual needs

Medical and dietary forms will be given out closer to the time.

Salhouse staff will be in charge of giving out medication during the trip.

What to do now!

Like any trip or visit – especially those over night – there is a cost.

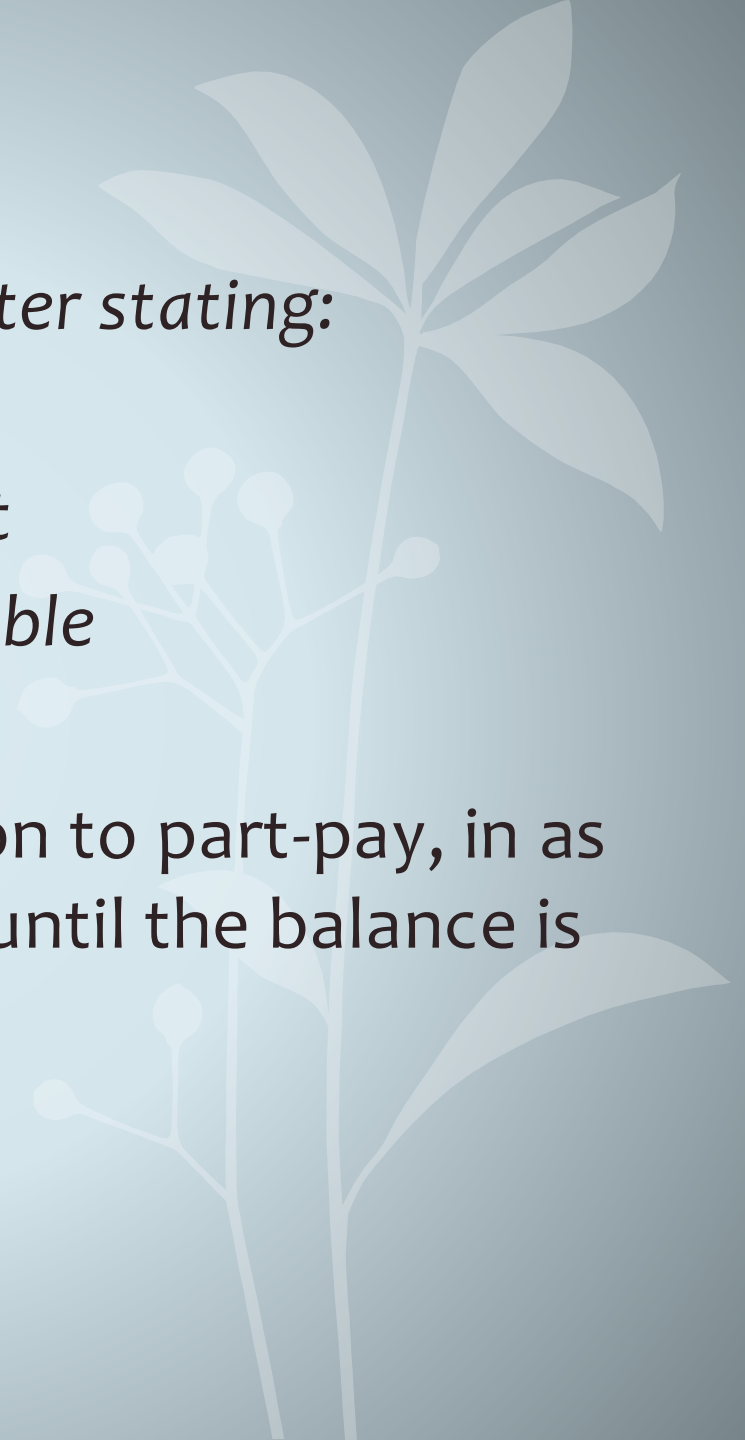
- The cost of this residential visit is £292.20 (*including* travel meals, accommodation and all activities).
- To secure a place for your child, we require a £40 deposit by Monday 4th November 2024.

We understand that in this is a large sum to pay – not helped by the current economic climate, so this can be broken into more manageable instalments – four each at £63.05, which can be paid on the first Monday of each month (Dec/Jan/Feb/Mar)

Payment

We will formalise the price in a letter stating:

- *The full price of the trip*
 - *The sum to be paid as a deposit*
 - *The suggested payment timetable*
-
- *Of course, there is also an option to part-pay, in as many installments as you wish, until the balance is settled. 😊*



Payment (2)

*Set up on Pupil Asset with instalment payment option.
You DON'T need to give consent on PA as there will be separate forms for that.*

You are also able to pay directly into the school bank account:

Barclays Bank

Name: NCC Salhouse VC Primary

Sort code: 20-62-61

Account number: 60691224

Reference: Child's name and V for visit (ASmith V)

Thank you!
Are there any questions?

